



Government of West Bengal
Office of the Principal
Nil Ratan Sircar Medical College
Kolkata – 700014; Phone: 033-2286-0033
Website: www.nrsmc.edu.in; e-mail: principalnrsmc@gmail.com

Memo No. NMC/STORE/ 2638

Date: 27/5/19

**E-TENDER NOTICE (NIT No: 20 / 2019-20) FOR PURCHASE AND INSTALLATION OF
EQUIPMENTS FOR DIFFERENT DEPARTMENT OF
NIL RATAN SIRCAR MEDICAL COLLEGE, KOLKATA - 700014.
(Through Pre-qualification)
(Submission of Bid through NIC e- tender portal)**

The Principal, Nil Ratan Sircar Medical College, Kolkata – 700014, is going for e-Tender on behalf of the Health & Family Welfare Department, Government of West Bengal for obtaining the rate of equipment as per list from bonafide Manufacturer/Direct Importer/Authorized Distributors. Necessary earnest money to be submitted for participation in the Tender is appended in the table below. Exemption of EMD is applicable to agencies having valid, item specific certificate issued by appropriate authority of Govt. of West Bengal.

1)

Serial No	Name of equipment	Department	Quantity	Earnest Money
1	IVF Work Station	G & O	01 pc	Rs. 10000.00

2)

Serial No	Name of equipment	Department	Quantity	Earnest Money
1	ICSI Manipulator	G & O	01 pc	Rs. 10000.00

3)

Serial No	Name of equipment	Department	Quantity	Earnest Money
1	Gastro Video scope with Video processor & light Source	Gastroenterology unit under General Medicine	01 pc	Rs. 10000.00

4)

Serial No	Name of equipment	Department	Quantity	Earnest Money
1	Colono video scope with Video processor & light Source	Gastroenterology unit under General Medicine	01 pc	Rs. 10000.00

5)

Serial No	Name of equipment	Department	Quantity	Earnest Money
1	Duodeno Video scope with Video processor & light Source	Gastroenterology unit under General Medicine	01 pc	Rs. 10000.00

6)

Serial No	Name of equipment	Department	Quantity	Earnest Money
1	Automated tissue processor	Pathology	01 pc	Rs. 10000.00

7)

Serial No	Name of equipment	Department	Quantity	Earnest Money
1	Auto Stainer	Pathology	01 pc	Rs. 10000.00

8)

Serial No	Name of equipment	Department	Quantity	Earnest Money
1	Anesthesia work station	Anesthesiology, CTVA, Gastroenterology	05 pc	Rs. 10000.00

9)

Serial No	Name of equipment	Department	Quantity	Earnest Money
1	Neuro Endoscope	Neurosurgery	01 pc	Rs. 10000.00

10)

Serial No	Name of equipment	Department	Quantity	Earnest Money
1	Advanced Vessel sealing device incorporating Mono & Bipolar Electrosurgical Device	Surgery	01 pc	Rs. 10000.00

All bidders must complete their technical demonstration of their quoted items within ten(10) days from the date of opening of technical bid to the concern Department.

1. General Instructions:

In the event of e-filing, intending bidder may download the tender documents free of cost from the website: <http://wbtenders.gov.in> directly with the help of Digital Signature Certificate or from the Health & Family Welfare Department's website www.wbhealth.gov.in.

2. Submission of Bids:

Both Technical Bid and Financial Bid are to be submitted concurrently duly digitally signed, in the website <http://wbtenders.gov.in>. All papers must be submitted in English language.

3. Time Schedules:

The time schedule for obtaining the bid documents, pre bid meetings, registration with the tendering authorities, the submission of bids and other documents etc. will be as per the list provided in clause no 23 as given below.

4. Eligibility for Quoting:

Only Manufacturers/direct Importers/Authorized Distributors are eligible for quoting. The price is to be quoted in Indian Rupees including cost of insurance, packing, forwarding, freight charges, clearing charges and installation of the new instrument and exclusive of GST and other taxes which are to be quoted separately in the BOQ. Agency commission is not permissible.

5. Submission of Tender:

The tender is to be submitted in Two Bid System (Technical Bid or Bid A & Financial Bid or Bid B).

(A) Technical Bid or Bid A:

"BID A": PART I

File containing Technical Bid only - single file with multiple scanned pages containing Statutory and My documents separately.

(a) **STATUTARY** Cover containing the following documents:

(SINGLE FILE MULTIPLE PAGE SCANNED)

Essential Requirements of the Tendering Firm for participation" shall contain all papers related to the essential requirements of the Renderer for participation in the tender viz.

Sl. No.		Page no
1	Duly filled in CHECK LIST in the prescribed format. Page number of documents must be mentioned in the check list before uploading the same.	
2	Application in the prescribed format given in Annexure I	
3	Authorization letter of signatory from Company in Annexure II	
4	Copy of agreement between the manufacturer and the Distributor in Annexure III	
5	No conviction certificate in the form of an Affidavit as per Annexure-IV	
6	A Proof of submission of applicable END	

(b) **NON STATUTORY/MY DOCUMENTS** Cover Containing the following documents:

Essential Requirements of the Tendering Firm for participation" shall contain all papers related to the essential requirements of the Renderer for participation in the tender viz.

Sl. No.	Category	Sub Category	Sub Category Description	Page No
A	Certificates	A1. Certificates	PAN Card of the authorized signatory	
			Professional Tax Registration certificate	
			PUC in respect of the manufacturing unit	
			GST Registration certificate	
B.	COMPANY DETAILS	B1. COMPANY DETAILS 1	Certificate of country of origin	
			Registration with Registrar of Companies	
			Trade License in the name of participating firm	
C.	CREDENTIAL	C1: CREDENTIAL 1	Manufacturing License with validity	
			Import License with validity (for importers)	
		C2 : CREDENTIAL 2	Manufacturer's guarantee(in case of Distributors and Direct Importer, to be obtained from manufacturer)	
			A declaration in respect of existence of a fully equipped service centre in or around Kolkata in respect of the relevant item.	
			List of purchaser in Govt. Institutions of repute, for last two years	

D.	FINANCIAL INFO	PAYMENT CERTIFICATE 1	Income Tax Returns submitted for the last three years
		PAYMENT CERTIFICATE 2	VAT/CST Returns (of the last quarter) for the last three years.
		Audited P/L & BALANCE SHEET	P/L & Balance sheet of the last three years

BID A": PART II

Technical specifications of Instrument (in PDF/Excel format. Must mention Make, Model, exact features of the offered item against each point given in the specification chart). **Improper filling &/or suppression of facts/false statement will lead to disqualification and penalty in the form of permanent black listing.**

(B) Financial Bid B

COVER "B": Separate file containing financial document only.

(a) Financial Bid: BOQ in INR (in excel sheet)

The folder marked as "Financial Bid" shall contain ALL INCLUSIVE PRICE in INR only and should include base price along with the cost of allied works and services which are to be undertaken (like installation, commissioning of equipment or PC etc.), cost of insurance, packaging, forwarding, delivery charges, clearing charges of the new instrument to be purchased. **GST and any other applicable tax. should be quoted separately. Five years CAMC rate should also be quoted separately** in the template for Bill of Quantities (BOQ). However, the L1 will be determined on base price plus admissible taxes only. GST quoted will be directly remitted to Government account as per existing norms of Finance Department.

The tenderers are required to submit the hard copies of Cover A (Transaction document of EMD , General Documents and Technical Specifications) as per schedule described in the time line vide clause 23, preferably by **speed post/ courier**, to the office of the Principal, NRS Medical College, Kolkata. Submission of hard copy of Cover A to the office of the Principal, Nil Ratan Sircar Medical College, Kolkata, is for reference only while examining the technical bid on line and will not be treated as substitute for on line submission. **Submission of hard copy of Bid B is totally prohibited.**

6. Evaluation of Tender:

During tender evaluation process, "Bid A" will be opened first. Those tenderers who would qualify the Statutory & Non-Statutory requirements on the basis of technical and commercial documents will be identified and "Bid B" i.e. financial bid of only those qualified bidders will be opened. Verification of hard copies of the audited balance sheet and Profit & Loss Accounts of the Tenderers for the last three years will be made if deemed necessary before opening the Financial Bid (Bid B) of the technically qualified bidders. If found suitable on the basis of above pre-qualification, the tenderer quoting the lowest rate, will be considered as successful.

7. Earnest Money:

The earnest money of the tenderer is liable to be forfeited if the tenderer withdraws his tender as a whole or for any particular item or items at any stage after opening of the tender or fails/refuses to enter into written agreement for any or all of the items of his accepted bid within the time specified when requested to do so or fails to furnish Performance Bank Guarantee within the stipulated time. **EMD should be deposited online in the Pooling Account of Government of West Bengal maintained at ICICI Bank, RN Mukherjee Road Branch in the manner as prescribed in Government Order no. 3975-F(Y) dated 28/07/2016. (Order copy is available at the site-www.wbfin.nic.in)** Hard copy of Bid A should reach the office on or before the stipulated date as mentioned in clause 23.

8. Rate:

The price is to be quoted in INR only including cost of insurance, entry tax, packaging, forwarding, delivery charges, clearing charges and installation of the new instrument. The basic rate should be furnished inclusive of Transportation Cost, Insurance, Testing Charges, Incidental Charges etc. but excluding GST and any other applicable taxes etc. which should be quoted separately in the template for Bill of Quantities (BOQ).

9. Order & Supply:

The tendering authority has the liberty to ask for **performance demonstration** of any item during any stage of the tender process, before placing order for supply. In case of dissatisfaction, the authority will have the right to disapprove the offer of L1 bidder and go for the next bidder. Orders for supply of the approved products will be placed with the successful tenderers after execution of agreements and such supply shall have to be made in such installments as may be fixed or spread over the period to be specified in the supply orders to be made in pursuance of the agreements. The equipment is to be transported in such packaging so as to avoid damage to primary package of manufacturer. The successful tenderer will have to supply within the specified time schedule that had been assured at the time of selection as supplier.

The tendering authority will be at liberty to enhance the quantity of the item tendered up to 40% of the original required quantity. Bidder will have to consider the same while bidding as supply of the enhanced quantity will be mandatory as the original one.

10. Withdrawal /Cancellation & Purchase Policy of Tendering Authority:

The tendering authority reserves the right to withdraw any item from the tender at any stage. The selection of such item, if already made in favour of any tenderer, shall be treated as cancelled. The tendering authority reserves the right to reject or accept any tender or part thereof at any stage or to split any tender without assigning any reason. Withdrawal of tender or any revision after submission of tender by the tenderer will not be allowed.

Purchase will, however be made following the existing purchase policy of the Govt. of West Bengal and its amendment(s) made from time to time. The purchase policy of the State Government as provided in the West Bengal Financial Rules, the policy of price preference in particular incorporated under Notification No. 10500-F dated 19.11.04, 5400-F(Y) Dated 25/06/2012 and subsequent relevant orders should be observed in considering the tenders.

11. Important Instruction with regard to Submission of Tender:

The rate should be quoted in Indian Rupees for a particular brand or model (model no. of the offered item only must be mentioned in the appropriate column of the 'Tender Form'. Alternative offer will not be accepted). The tender shall be cancelled for the quotation of item without its brand name, model, model no. etc. Detail information regarding the manufacturer and the item quoted in the 'Tender Form' should be furnished.

12. Spare Parts:

The Bidder will undertake that supplies of necessary maintenance equipment and spare parts will be made available for all items/equipment and the complete system for at least five years on a continuing basis. However, this does not relieve the supplier of any warranty obligations under the contract.

13. Guarantee / Warranty Period:

i) The machine/Instrument should be covered by free on-site comprehensive Warranty for one year after successful installation. The tenderers must quote for 5 (Five) years' comprehensive on-site AMC of entire system (including all spares & labour) after the date of completion of free warranty period. The CAMC charges for 5 years to be quoted in the BOQ, will however be determined on extant Govt. rules in this regard.

ii.) All faults appearing and their rectification shall be periodically advised to the institute, the period being not more than two weeks.

iii.) Any lacuna or lacunae noticed in the functioning of the installation as a result of any design or other feature shall be rectified by the supplier free of cost within 72 hours of call log.

14. After Sales Services and Maintenance Contract:

After sales service must be provided by the supplier, during and after warranty period of the equipment. Selected vendor will remain liable to attract penalty for violation of machine downtime as per agreement. The selected vendor or his authorized servicemen has to attend the machine within 72 hours of Call Log. It is desirable to have a fully equipped service centre in or around Kolkata.

15. Delivery, Installation and Commissioning

i. Delivery of the goods at the purchaser's premises shall be completed by the Supplier in accordance with the terms specified by the purchaser.

ii. The installation, testing and commissioning of the proposed system shall be completed in accordance with the order.

iii. All items are to be delivered within six weeks from the date of placement of order.

iv. In case of distributor, the firm should be direct distributor of manufacturing unit. **Sub distributor authorization by distributor will not be accepted at all.**

16. Penalty Clauses:

PENALTY FOR FORMATION OF CARTEL OR FURNISHING OF FRAUDULENT/ MISLEADING DOCUMENTS: If during the tender process or at any stage during the validity of the tender period, it is found that a tenderer(s) has formed a cartel in what so ever form or name to fix up the rates or suppliers to the detriment of the fairness of the tender process, penal measures shall be initiated. Similar penal measures shall also be initiated against those tenderers who have submitted false/ misleading/ fraudulent documents or made incorrect declarations. The penal measure will be forfeiture of Earnest Money, forfeiture of Performance Bank Guarantee if enlisted as a supplier in addition to any other legal action against the firm.

17. Appeal:

Appeal against the decision of the Principal, Nil Ratan Sircar Medical College, Kolkata and then to impose such a penalty will lie with Tender Selection Committee. Review against the decision of the Tender Selection Committee (TSC) will lie with Health & F.W. Dept. of the Govt. of W.B. The Special Secretary/Secretary/Principal Secretary will be the appellate authority within the Department of Health & Family Welfare, Government of West Bengal. Before imposing any penalty as per clauses 20, 21 and 22 the concerned supplier may appeal to the authority citing the proper reasons for non- imposing the penalty as stated.

18. Agreement:

On a tender being accepted, intimation of acceptance will be forwarded to the tenderer by Principal, Nil Ratan Sircar Medical College, Kolkata. After communication of the same, the tenderer will have to execute agreement in the prescribed form with the Principal, Nil Ratan Sircar Medical College, Kolkata. In case any direct purchasing unit wishes to go for a separate agreement, the head of the purchasing unit must get written permission to that effect from his controlling authority. This present document and the tender forms filled in by the tenderer or copies thereof in so far as they are not inconsistent with these terms & conditions will be incorporated as part of the agreement. Such agreement will be binding on the tenderer.

19. Validity Period of Agreement:

The contract period will be for a period 01 (one) years from the date of finalization of tender **which can be extended for a further period of 6 months if Tender Selection Committee feels necessary.**

20. Performance Bank Guarantee:

The performance bank guarantee will be mandatory for all suppliers and will not be waived in any case. The successful tenderers shall be required to furnish the 'Performance Bank Guarantee' from any Nationalized/Scheduled Bank acceptable to Govt. of West Bengal for One year @ 10% of quoted base rate per item for which the tenderer has been selected as supplier. The performance bank guarantee will have to be renewed after completion of Free Warranty period, for additional 5 (Five) years under the paid CAMC period before transfer of the CAMC amount to bidder's account. Mentioning of West Bengal Government Pooling Account for Performance Bank Guarantee No. 000605030134 IFS Code ICIC0000006 MICR 70229002 at ICICI Bank, RN Mukherjee Road Branch, Kolkata on the body of Performance Bank Guarantee is made mandatory vide Finance Department GO No. 2691-F(Y) dated 02/05/2017.

21. Inspection: Before submitting the tender, the intending tenderers should thoroughly get acquainted themselves with the proposed supply and installation by local inspection of site and take into consideration the site condition and other criterion for effecting smooth supply. No claim whatsoever will be entertained afterwards.

22. Payment Terms:

Payment will be made electronically by Govt. of West Bengal approved system after execution of due supply and successful installation as ordered, subject to :

- i. Submission of Performance Bank Guarantee in terms of Clause 20 and subject to penalty clause in terms of Clauses 16.
- ii. Supply of the materials as per specification as provided in the tender documents and the catalogue. Supply of the materials must be made within the stipulated period as specified in the work orders.
- iii. On being selected, the successful vendors will have to submit one application to the Principal, Nil Ratan Sircar Medical College, Kolkata stating the name of the payee/recipient, Bank account no with IFS code of the payee/recipient for making e-payment. Payment will only be released after satisfactory installation and verification of following items-
 1. Supplier's invoice in original
 2. Challan and installation certificate
 - 3 Any other thing of importance on the discretion of College Authorities

23. Dates & Information:

S. No	Items	Dates
1	Date of uploading of N.I.T. Documents (online) from this end.	29.05.19, 4.00 P.M.
2	Documents download start date (Online)	29.05.19, 4.00 P.M.
3	Date of hoisting of documents at Departmental Website (www.wbhealth.gov.in)	29.05.19, 4.00 P.M.
4	Date of Pre Bid Meeting and workshop with the intending bidders at the office of the Principal of NRS Medical College	31.05.2019, at 1.00 P.M
5	Bid Submission starting (On line)	3.06.2019 4.00 P.M. onwards
6	Bid Submission closing (On line)	20.06.2019 at 4 P.M.
7	Bid opening technical bid(online) (Bid A)	22.06.2019 at 4.00 P.M.
8	Date of uploading list for Technically Qualified Bidder (online)(Bid A)	24.06.2019 11 A.M. onwards.
9	Date & for opening of Financial Proposal (Bid B) (Online)	To be declared later
10	Date of uploading of list of bidders along with the approved rate	To be declared later.


Principal, Nil Ratan Sircar Medical College, Kolkata, reserves the right to change the above schedule in case of any exigencies after putting up a notice in the departmental website and Notice Board of N R S Medical College, Kolkata.

24. Validity of Tender:

- i. The tender will remain valid up to 1 (one) year from the date of finalization of tender **which can be extended for a period of 6 months**. Any objection raised by any bidder in this respect will not be entertained. No informal tenderer will be entertained in the bid further.
- ii. During the scrutiny, if it comes to the notice of tender inviting authority that the credential or any other paper found incorrect/ manufactured/ fabricated, that bidder would not be allowed to participate in the tender and that application will be out rightly rejected without any prejudice.
- iii. Prospective bidders must take training from authorized agencies before submission of their bids.
- iv. The Tender Selection Committee reserves the right to cancel the N.I.T. due to unavoidable circumstances and no claim in this respect will be entertained.

25. NO- CONVICTION CERTIFICATE:

No conviction certificate in the form of An Affidavit is to be submitted in the prescribed Pro-forma as Annexure-IV attached herewith from Notary Public/ Judicial Magistrate/Executive Magistrate.



Principal
NRS Medical College
Kolkata-14

CHECK LIST (MUST BE PROPERLY FILLED)

NOTE: For Non applicability for some documents please mention "NA" in the check list. Must be mention page number in the check list.

S. No	Item	Pl put tick or NA	Page No.
1	Application submitted in Annexure I		
2	Annexure II (Authorization letter of signatory from the Company)		
3	Annexure III (Copy of agreement between the Manufacturer and the Direct Importer/Distributor)		
4	No conviction certificate in the form of an Affidavit as per Annexure-IV.		
5	Income Tax Returns submitted for the last three Assessment years		
6	VAT/CST Returns (of the last quarter) for the last three Assessment years.		
7	GST Registration certificate(not provisional)		
8	PAN Card of the organization and authorized signatory.		
9	Manufacturer's guarantee (in case of Distributors and Direct Importer, to be obtained from manufacturer)		
10	Audited P/L & Balance sheet of last three years		
11	Technical specifications of Instrument (in PDF/Excel format. Must mention Make, Model, exact features of the offered item against each point given in the specification chart).		
12	Trade License in the name of participating firm		
13	PUC in respect of the manufacturing unit		
14	Certificate of country of origin		
15	Registration with Registrar of Companies		
16	Valid Manufacturing License		
17	Import License with validity (for importers)		
18	List of purchaser in Govt. Institutions of repute, for last two years		
19	A declaration in respect of existence of a fully equipped service centre in or around Kolkata in respect of the relevant item.		
20	A Proof of submission of applicable END		

ANNEXURE-I

APPLICATION FORMAT

(To be furnished in the Company's official letter pad with full address and contact no etc)
To The Principal, Nil Ratan Sircar Medical College, Kolkata-700014.

Sub: Tender No.-----Dt.------(Name of the Item -1)-----2)-----
-----3)-----4)-----

----) for purchase and installation of equipment for department of, Nil Ratan Sircar Medical College, Kolkata-700014.

Ref:-

Sir,

Having examined the pre-qualification & other documents published in the N.I.T, I /we hereby submit all the necessary information and relevant documents for evaluation:

1. That the application is made by me / us on behalf of.....

In the capacity of.....duly authorized to submit the offer. The authorization letter from the Company is attached in Annexure II.

2. We accept the terms and conditions as laid down in the NIT mentioned above and declare that we shall abide by it for throughout the tender period and its extensions, if any.

3. We are offering rate for the following item /items and assured supply to the Health & Family Welfare Department, Government of West Bengal as per Table-1 (Instrument Specification)

4. a. We propose that the order and bill should be raised in our name.

For liasoing, we have appointed M/S having its office at (Address, contact no and e mail address) as C&F agent /Liasoner /Contact person/..... Others (strike out whichever is not applicable) as per clause of the NIT

b. The agreement between ourselves and the distributor/C&F/Liasoner& other documents as prescribed is attached in annexure III

5. In the event of being selected, supply will be made within the stipulated period excepting the condition which is beyond our control.

6. We understand that:

(a) Tender Selection Committee/ H&FW Dept can amend the scope & value of the contract bid under this project.

(b) Tender Selection Committee/ H&FW Dept reserves the right to reject any application without assigning any reason.

Date :-

Signature of applicant including title
and capacity in which application is made.

Contact details -

Mobile:

E mail ID:

Annexure II

Authorization letter in favour of the applicant (other than Managing Director/ Proprietor) –
from the competent authority.

FORMAT

(To be furnished in the Company's official letter pad with full address and contact no, E mail
Address etc)

(TO WHOM IT MAY CONCERN)

This is to certify that Mr./Mrs.(Name),
an employee of this Organisation as (Official
Designation) is hereby authorized to submit tender online , Vide NIT
No....., Dated..... on behalf of the Organisation.

Signature of the
competent authority with Seal

.....
(Signature of the Authorized Person)

Signature of Mr./Mrs.
.....is hereby attested.

Annexure- III

- a. Copy of agreement between the Manufacturer and the Direct Importer/Distributor in Annexure -III

ANNEXURE-IV
Draft Affidavit Proforma

I, Sri/Smt.
The Managing Director/Proprietor (etc.) of the Firm.
..... (Name of the firm)

At (address).....

P.O.

P.S.....Dist.....

do hereby solemnly affirm and declare as follows:

- a. That I am not under conviction of any offence making myself liable to be disqualified to supply of Surgical Equipments/Instruments etc. to any Govt. or Govt. undertaking Organization /Institution in the State of West Bengal or other State or States.
- b. My Firm has not been blacklisted at present as a whole or for any item/ items as quoted in this tender by any Govt. or Govt. undertaking Organization /Institution in the State of West Bengal or other State or States in India.
- c. That no case is pending against me or against my Firm in any criminal court of law in connection with the supply of Surgical/hospital equipment/Instruments to the Govt. or Govt. undertaking Organization / Institution in the State of West Bengal or other State or States (If any case is pending, pl state the details).
- d. *That, I declare that the item or items quoted by me confirms the specification given in the NIT document or higher standard relating to the specification is provided.*
- e. The duly authenticated Technical Data Sheet is uploaded conforming to the prescribed standard.
- f. That, I also declare that if any information subsequently found incorrect or false will it automatically render the tender submitted by me cancelled and make me liable for penal/legal action as per law of the country.
- g. That I do further affirm that the statements made by me in this tender are true to the best of my knowledge and belief and all the documents attached are genuine & correct.

Deponent

IVF WORKSTATION

- Stainless Steel or Hi-macTable Top, rust free.
- Integrated heat System for table.
- Mounting Assembly for any make Stereozoom Microscopes.
- Microscope Light Opening with Heated Glass.
- Integrated Gassing and Humidification System. Variable FAN speed.
- HEPA Filter alarm indicator. Noise level less than 53dba. Light damping facility to adjust light intensity.
- The air flow should filtered through a VOC pre filter and HEPA filter to ensure filtered Grade A air quality.
- HEPA filter classification H-14 according to DIN EN 1822 removes at least 99.995 % of all airborne particles down to 0.3 microns.
- Temperature sensors to ensure high temperature stability at +/- 0.4 oC over the work area.
- The unique design ensures excellent heat transfer to the samples and avoidance of temperature overshoot.
- The unit temperature is constantly being displayed on the front panel of the work area.
- Build-in Micro CO2 Incubator is essential required to optimize Work conditions inside the Work area, and to reduce the frequency of opening of large CO₂ incubators O₂ Incubator can be an Integrated part of the Workstation.
- The clear LED light gives you the highest intensity in the visual field.
- Durable up to 40.000 hours of continuous light. Easily adjustable dark and light field illumination Low power consumption.
- Stainless steel or HI-mac working chamber working table top. The pre-mixed gas is humidified through a heated gas washing system and extruded through nozzles in the table plate covered by glass hoods (glass hoods optional). With the regulator you can adjust the level of humidification by adjusting the gas flow. The gas flow can be adjusted between 0-50 ltr/h.
- Size : 4x2 feet. Preparation for built in Microscope

CD 3
21/2/19

Professor & Head
Dr. Chandana Das
Department of Gynae. & Obs
NBSMCH, KOL.

Sanjay Mukherjee

21/2/19

Specification of Inverted microscope with Micromanipulator(ICSI)

- Manual frame with 1port for fluorescence illuminator/ magnification changer/ right port, etc. 3 position light path prism (100:0/50:50/0:100) integrated.
- 6 position nosepiece.
- Power cord
- Binocular tube
- Widefield eyepiece 10X, F.N. 22
- Widefield eyepiece 10X, focusable F.N. 22
- transmitted pillar. Front operation knob for condenser focus, focus stopper for reproduce position. Halogen and LED light source can be mounted.

- Power supply
- Lamp house for 100W halogen with long connection cord
- Halogen bulb
- Frost filter . Diameter is 45mm.
- Interference light balance daylight filter, 45mm dia.
- mechanical right hand stage with fixed handle. Enough travelling range applied for slide glass, 35mm dish as well as multiwell plate. circle stage inserts included. Sample holder for slide glass, 35mm dish, multiwell plate as option. Stage stopper function is implemented for timelapse or operation on stage.

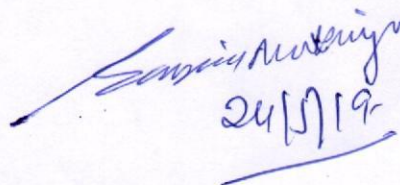
- Long working distance condenser for DIC/RC observation
- Plan achromat objective 4X/0.1, WD 18.5
- Plan achromat relief contrast objective 10X,NA 0.25, WD 9.7
- Long working distance achromat relief contrast objective 20X/0.4, WD 2.8

- Intermediate magnification changer 1X, 1.5X,
- Direct image video port
- C mount adapter

- Nagishige newly launched Oil hydraulic joystic micromanipulator set Inverted Microscope consists of 2 each of drop handle oil hydraulic micromanipulators, motorized coarse positioners, universal joint units UT-10
- Pneumatic micro-injector having smooth and comfortable pneumatic control for injection holding side
- Warm stage for ICSI



25/5/19
Professor & Head
Dr. Chandana Das
Department of Gynae. & Obs
NRSMCH, KOL




24/5/19


NEW

VIDEO ENDOSCOPE	
Parameter /Feature	THRESHOLD LIMIT/RANGE
HD GASTROVIDEOSCOPE	
FIELD OF VIEW	140° OR MORE
DEPTH OF FIELD IN MM	(2-100) OR MORE
TIP DEFLECTION UP/DOWN IN DEG	210/90 OR MORE
TIP DEFLECTION LEFT/RIGHT IN DEG	100/100 OR MORE
RIGID DISTAL DIAMETER IN MM	9.2 OR LESS
INSERTION TUBE DIAMETER	9.2 mm OR LESS
INSTRUMENT CHANNEL	2.8 mm OR MORE
WORKING LENGTH	1030 mm OR MORE
TOTAL LENGTH	1350 mm OR MORE
HD VIDEO COLONOVIDEOSCOPE	
FIELD OF VIEW	140° OR MORE
DEPTH OF FIELD	2-100 mm OR MORE
TIP DEFLECTION UP/DOWN IN DEG	180/180 OR MORE
TIP DEFLECTION LEFT/RIGHT IN DEG	160/160 OR MORE
RIGID DISTAL DIAMETER IN MM	13 OR LESS
INSERTION TUBE DIAMETER IN MM	13 OR LESS
INSTRUMENT CHANNEL IN MM	3.7 OR MORE
WORKING LENGTH IN MM	1680 OR MORE
TOTAL LENGTH IN MM	2000 OR MORE
DUODENOVideoscope	
DIRECTION OF VIEW: BACKWARD SIDE	5° OR MORE
OUTER DIAMETER IN MM	13.7 OR LESS
CHANNEL DIAMETER IN MM	4.2 OR MORE
INSERTION TUBE LENGTH IN MM	1240 OR MORE

The Credentials and specifications have been fixed purely as per the need and requirements of Hospital / Medical College


Dr. Gopal Krishna Dhali
Professor & Head
School of Digestive & Liver Diseases
IPGME&R
Kolkata


19/07/18



HOD. G. Surgery
MCK. 19.7.18

Partha Sarathi Patra
Associate Professor
Dept. of Gastroenterology
SILD IPGME&R SSKM

FIELD OF VIEW	100° OR MORE
DEPTH OF FIELD IN MM	(5-60) OR MORE
ANGULATIONS UP/DOWN	120°/90° OR MORE
ANGULATIONS RIGHT/LEFT	110°/90° OR MORE
VISIBLE DISTANCE	10 mm OR MORE
LIGHT SOURCE CUM VIDEO PROCESSOR	
COMPATIBILITY WITH INPUT VOLTAGE	(220 - 240) OR MORE
HD MEDICAL GRADE MONITOR SIZE IN INCH	21 OR MORE
MUST HAVE SPECIFICATIONS	
Parameter /Feature	Yes /No
HIGH DEFINITION GASTROVIDEOSCOPE	
LIGHT SOURCE: 300W XENON WITH EMERGENCY BACKUP	
FULLY IMMERSIBLE IN DISINFECTANT SOLUTION	
BUILT IN HD TV COMPATIBLE CCD WITH CLOSE FOCUS OBSERVATION CAPACITY	
SUITABLE FOR NARROW BAND IMAGING	
HD VIDEO COLONOVIDEOSCOPE	
FULLY IMMERSIBLE IN DISINFECTANT SOLUTION	
BUILT IN HD TV COMPATIBLE CCD WITH CLOSE FOCUS OBSERVATION CAPACITY	
SUITABLE FOR NARROW BAND IMAGING	
DUODENOVideoscope	
SUITABLE FOR NARROW BAND IMAGING	
LIGHT SOURCE CUM VIDEO PROCESSOR	
INTEGRATED WITH LIGHT SOURCE	
BAND IMAGING CAPABILITIES	
Quality Standard and Safety Certification	

Gopal Krishna Dhali
Dr. Gopal Krishna Dhali
 Professor & Head
 School of Digestive & Liver Diseases
 IPGME&R
 Kolkata

[Signature]
 19/07/18

Sukumar Das
 HOD, G. Surgery
 MEU 19.7.18

Partha Sarathi Patra
 Associate Professor
 Dept. of Gastroenterology SDL
 IPGME&R, SSKM Hospital

US FDA OR European CE

Sushant Kant
HOD. G. Surgery
M.C.U. 19.7.18

(Signature)
19/07/18

(Signature)

Partha Sarathi Patra
Associate Professor
Dept. of Gastroenterology
SDLD IPGME&R SSKM

(Signature)
Dr. Gopal Krishna Dhali
Professor & Head
School of Digestive & Liver Diseases
IPGME&R
Kolkata

Scanned by CamScanner

Technical specification for Automatic Tissue Processor

1. Carousel type construction with 12 station (10 reagent station, 2 wax bath)
2. Metal containers at each station should have capacity of 1.8 litres.
3. Option for manual raising and rotation of carousel for immediate tissue basket removal or transfer to the next station- using crank.
4. Automatic reheating of wax before basket transfer to a wax bath
5. Aluminium standard tissue basket. Membrane keypad and LCD screen.
6. Metal tissue baskets- 1 no.s capacity approx. 80 cassettes to be run a 2 go.
7. Infiltration time of up to 99 hr 59 minutes & should be separately programmable, for each station
8. Temperature range of wax baths 45°C to 65°C Excess temperature cut out 75°C
9. Both immediate and delayed start option must be available.
10. Delayed start function up to 7 days or more.
11. Preferably 1 minute drain time between stations for reduced carry over.
12. Safety feature for automatic immersion of tissue basket in a station in case of mains power failure.
13. Power failure indication including station number and time lapsed in excess of programmed infiltration time.
14. Audible alarm warning in case of error message and completion of tissue processing cycle.
15. Vacuum facility must be available with the instrument & the vacuum facility must be separately selectable for each individual reagent station.
16. Suppliers' should have good after sales service support with proven track record.

Ranu Sarkar
24.5.19
Dr. (Prof.) Ranu Sarkar
Professor & Head
Dept. of Pathology
N.R.S. Medical College
Kolkata-14

Generalized Technical Specification of Automatic Slide Staining Instrument

- Automated Slide stainer imported model. The quoted item must be manufactured by a foreign (excluding China) manufacturing company.
- The system should have high specimen slide throughput up to 200 - 600 slides/hour depending up on the selected program.
- Programmable for 15 programs of up to at least 25 steps with incubation time setting from 0 sec to 99 mins or more
- Minimum loading Capacity up to minimum 11 slide racks at one time with at least 30 specimens slides/rack
- Integrated oven with temperature setting from (30- 65)°C for optimal slide drying
- Provision of various staining protocols (e.g. routine H&E Stain, PAP Stain & other various special types of stains) must be available
- At least 18 reagent station of minimum 450 ml capacity and minimum 5 wash stations
- Provision of continuous loading and unloading of slides via Rack entry and Exit door.
- Fume extraction fan with Charcoal filter to remove hazardous fume
- Gentle vibration to slide rack during lifting to reduce carryover contamination
- Audible warning Buzzer in case of any error during operation
- Easy-to-clean and resistant surfaces made out of polyester epoxy resin and stainless steel.
- Suppliers should have good after sales service with manufacturer's factory trained engineers and proven track records.

Ranu Sarker
24.5.19
Dr. (Prof.) Ranu Sarker
Professor & Head
Dept. of Pathology
N.R.S. Medical College,
Kolkata-14

NEW

ANAESTHESIA WORK STATION

Parameter / Feature	Threshold Limit / Range
Battery back up in minutes	60 or more
Gas flow in liter	(0.15 - 10) or more
Vaporiser flow range in liter/minutes	(0.2 -15) or more
Vaporiser chamber capacity in ml.	250
Ventilator TFT display size (diagonal) in inch.	8 or more
Ventilator Tidal Volume in ml.	(20 -1600) or more
Ventilator frequency in breaths/minutes	(4 - 50) or more
Ventilator I:E ratio	(1:1 - 1:3) or more
Ventilator inspiratory pause of Tidal Volume in %	0-60
Ventilator PEEP in cm H2O	(0-30) or more
Ventilator pressure limit in cm H2O	(0-70) or more
Sodalime capacity in liters	(1-2) or more
Drawers non lockable	2 or more
Provision for vaporisers	2 or more

MUST HAVE SPECIFICATION

Parameter / Feature	Yes / No
Provision for delivery of oxygen, nitrus oxide and medical air	
Circle absorber, ventilator and vaporiser	
Independent attachments for connecting central gas and pin indexed cylinders	
Non interchangeable pipe line hose	
Large size pressure gauge	
Integrated independent oxygen flow meter	
Quick availability of gases on the time of machine on/off	
Selector switch should be there for open and close circuit	
The common gas outlet mounted at front of the machine	
Writing table/work surface	
Top shelf	
N2O cut off facility if o2 supply fails	
O2 failure alarm both visual and audible	
Availability of O2 flush bypassing vaporiser	
Visual display of individual gas	
Maintenance free vaporiser for the life of the product	
Pneumatically driven and electronically controlled Ventilator	
Control of ventilator parameter by touch screen and rotary dial	
Availability of VCV, PCV, SIMV-V, spontaneous/pressure support, manual modes	
Flow triggered assist mode	
Leak compensation	
User adjustable alarms for major parameters	
User adjustable apnea alarms	
Display of patient spirometry loop and wave form (volume and air way pressure/flow)	
Display of compliance during Leak test	
Separate flow sensor for inspiratory and expiratory breathing path	
Disposable type volume measurement sensor	
Latex free and autoclavable breating system except O2 sensor	
Upside down and clearly visibie Bellows	
Provision for low flow anaesthesia	
10 galvanic oxygen sensor or paramagnetic in the inspiratory limb	
Electrical Safety and Quality Certificaton	
Standard & safety certification (European CE & US FDA approved)	
THE CREDENTIALS AND SPECIFICATIONS HAVE BEEN FIXED PURELY AS PER THE NEED AND REQUIREMENT OF HOSPITAL/MEDICAL COLLEGE	

Syauki Mubtama
25.9.18

Hin Kumm Kumdy
25.9.18

Bhallaichange
25/9/2018

Endoscope

SPECIFICATION ENDOSCOPIC INTRA VENTRICULAR TUMOUR RESECTION SET USING BIMANUAL RESECTION TECHNIQUE:

4 in 1 sheath with following specs:-

1. Irrigation Channel of 1.4mm
2. Working instrument channel of atleast 2.2mm dia
3. Main instrument working channel should be elliptical in shape with length of 6.5mm atleast and 3.7mm breadth (atleast) 2.8mm endoscope channel.
4. 2.2mm working channel and elliptical working channel must be merging at the target area of surgery.
5. 30 Deg (viewing angle) neuro endoscope with 90 Deg eyepiece (Item quoted in 3rd ventriculostomy set should be usable in Intraventricular tumor Set also). Hence it is completely compatible and no additional endoscope is procured to save inventory
6. Sheaths ability to put up to 4 instruments at a time must be demonstrated.
7. All endoscope supplied must be HD scope.
8. Monopolar and Bipolar electrodes of 3rd ventriculostomy set must be compatible to sheath of Intra ventricular tumour set
9. 2mm tubular shaft instruments of 3rd ventriculostomy set must be compatible to sheath of Intra ventricular tumor set
10. 360 deg rotatable mechanical arm of 3rd ventriculostomy set must be compatible to Intra ventricular tumor set
11. 1mm flexible shaft instruments, aspiration cannula of 3rd ventriculostomy set must be compatible to sheath of Intra ventricular tumor set.
12. Storage device and autoclave box for Intra ventricular tumor set to be provided

Configuration of Intra Ventricular tumor resection set

1. 4 in 1 sheath with 2.2mm working channel and elliptical working channel
2. Tip curved dissectors (2.2mm, 1.7mm, 1mm)
3. Tip curved hooks 3.5mm/90deg
4. Backward cutting knife 3mm
5. Atleast 290mm long straight micro scissor, left curved, right curved and up curved micro scissor
6. Atleast 290mm long cup biopsy - Straight, left bent and right bent
7. Dual shaft grasping forceps of at least 290mm long

Susmita Chel
Professor
Dept. of Neurosurgery
C.N.M.C.H., Kolkata-14

Dr. Sunil Kumar Saha
Professor
M.S.(Ortho), M.Ch.(Neurosurgery)
Head of the Department
Neurosurgery
C.N.M.C.H. & Hospital Kolkata-14

8. Tubular instruments - Micro scissor, dissecting forceps (with & without teeth), cup biopsy
9. Hook bipolar - 0 Deg, 40 Deg and 30 Deg with cable
10. Holding devices for Mechanical arm

Specification for Transphenoidal endoscopy set (BiNostril resection technique) for Pituitary tumor and skull base surgery.

1. 4mm 0 deg, HD straight eyepiece endoscope
2. 4mm 30 deg, HD straight eyepiece endoscope
3. Protection sheath for both endoscope. Sheath must be colour coded and lockable with endoscope.
4. Peek material handle for holding sheaths with Irrigation button
5. Suction irrigation connection on Handle for easy cleaning of endoscope tip
6. Suction irrigation tube
7. Holding device for attaching Sheath to mechanical arm
8. Storage devices and Autoclave container for entire set
9. Single shaft instruments specifically designed for endoscopic surgery with working length of at least 100mm and total length of 230mm.
10. Single shaft instrument must have single handle and various modular shafts as mentioned below:-
 - Sharp/sharp/micro scissor (Straight tip)
 - Blunt/Blunt micro scissor (Straight tip)
 - Sharp/sharp micro scissor (curved tip)
 - Blunt/blunt micro scissor (curved tip)
11. Micro forceps of 0.9mm jaw width
12. 3mm tumor grasping forceps (sharp)
13. Bayonet shaped Ring curette
 - 6.5mm ring dia, 45 deg vertical angled long neck
 - 6.5mm ring dia, 45 deg horizontal angled short neck
 - Enucleator left cutting
 - Enucleator right cutting
 - 4mm ring dia, 90 deg left angled long neck
 - 4mm ring dia, 90 deg left angled short neck
 - 4mm ring dia, 90 deg angled short neck
14. Straight design ring curette and semi sharp tips
 - 6.5mm ring dia, 45 deg vertical angled long neck
 - 6.5mm ring dia, 45 deg horizontal angled short neck

Professor & H.O.D.
Dept. of Neurosurgery
C.N.M.C.H., Kolkata-14

Dr. *Shivani*
Professor
M.S.(Ortho). M.ch.(Neurosurg)
Head of the Department
Neurosurgery
N.R.S.M.C & Hospital Kolke

- Enuclear left cutting
 - Enuclear right cutting
 - 4mm ring dia, 90 deg angled long neck
 - 4mm ring dia, 90 deg angled short neck
 - 4mm ring dia, 45 deg angled short neck
 - 6mm ring dia, 90 deg angled long neck
 - 6mm ring dia, 90 deg angled short neck
15. 1.7mm straight handle micro hook
16. 2mm blunt dissector straight handle
17. Backward cutting punch, 360 deg rotatable
18. 9mm tumour grasping forceps, blunt, length atleast 200mm
19. Bayonet bipolar forceps with slender jaws and higher spring tension at least 250mm long
20. Bayonet micro grasping forceps, 0.9mm tip and total length of 240mm
21. Extra delicate tubular shaft scissor and graspers for pituitary & skull base surgery
- Micro scissor, extra delicate pattern, curved on flat and horizontal cutting
 - 2.5mm dia scope shaped forceps
 - Grasping forceps with long conical jaw
 - Straight micro scissor - 2.5mm dia and at least 165mm long
22. Thumb controlled micro suction cannula (Fukushima design) with curved tips
- Working length at least 135mm
 - outer dia 2mm and 2.7mm
 - Right angled tip and left angled tip
23. Thumb controlled suction cannula (Fukushima design) with straight tips
- Total length at least 200mm and working length at least 140mm
 - Cannula of various sizes (3,4,5,6,7 and 8 Fr)
24. Mechanical holding arm quoted in other neuro endoscope configuration must be compatible for this set also.

Video documentation system

1. Latest Full HD CMOS endoscope camera System with adjustable zoom coupler
 - With Endoscope lock and release endo coupler
 - 1/3" CMOS full HD Camera sensor
 - Camera resolution - 1920 x 1080 pixel
 - Progressive scan 50/60Hz
 - Menu setting - 5 pre-defined setting and 3 user setting
 - Video out - 2 x DVI-D (1080p), 2 x HD-SDI (1080i), 1 x S-Video

Prof. Dr. Suniti Das
 Professor
 M.S. (Ortho), M.Ch. (Neu)
 Head of the Dept
 Neurosurger
 N.R.S.M.C. & Hospital
 Kolkata-14

- Buttons on camera head with 5 functions pre-installed
- 2. Digital zoom 2.5x
- 3. Optical parfocal zoom 2 x
- 4. 180 watt xenon light source with 3.5m long light cable
- 5. 26" Radiance Surgical Imaging Monitor
- 6. Core i7 desktop with HD recording system for documentation of whole procedure
- 7. Indigenous Endoscope trolley
- 8. Should be USFDA or European CE approved product.
- 9. Vendor has to ensure proper training of atleast 2 neurosurgical faculties from our institute until they are comfortable with the system

General conditions:


1. All Equipment should be USFDA/CE (European)UL/DGCI approved for medical use.
2. Manufactures/Suppliers should have ISO certification for Quality Standards.
3. Comprehensive onsite warranty inclusive of all spares and labour should have for 3 years from the Date of acceptance and 5 years CMC after warranty should be quoted.
4. Electrical safety conforms to standards for electrical safety IEC-60601 or better-general requirements.
5. Certificate of calibration and inspection.
6. All consumables required for installation, standardization and smooth functioning equipment for 3 months period should be given free of cost along with supplied Equipments(if any)

[Signature]
 09/02/19
 Professor & H.O.D
 Dept. of Neurosurgery
 C.N.M.C.H., Kolkata-14

[Signature]
 Dr. Sumit Kumar
 Professor
 M.S.(Ortho). M.ch.(Neuro)
 Head of the Department
 Neurosurgery
 N.R.S.M.C & Hospital

Vessel / Tissue Sealing System

- ✓ The system must be micro-processor controlled which should identify the tissue type with a feedback on real time basis, and adjust the power to get the desired surgical effect on the tissue.
- ✓ Should be USFDA and European CE approved
- ✓ Vessel sealing system should be able to seal vessels along with tissue bundle up to and including 7mm in diameter.
- ✓ Generator should be equipped with smart technology to measure the tissue impedance and control the power delivery
- ✓ System should have System status indicators such as Self test, ready for use, in service mode, ready for sealing/seal cycle complete, sealing in process
- ✓ Fused vessels should be malleable and able to withstand at least 3 times the average systolic blood pressure.
- ✓ It should incorporate optimal pressure and precise energy delivery to create a seal at the site of application.
- ✓ The system should be able to seal vessels or tissue bundles faster than conventional devices (preferably within 2-4 seconds).
- ✓ The system should have a simple audio visual feedback for activation, sealing complete, seal cycle incomplete and hand instrument status.
- ✓ The system must have the feature of automatic software upgrades through RFID feature present in the hand instruments.
- ✓ It should feature a simple interface and should automatically detect hand instruments.
- ✓ Safety and diagnostic functionality should include automatic fail-safe functions.
- ✓ The system should have the feature calibration and maintenance through a software interface.
- ✓ Integrated seal with choice of manual cut should be available in 5 mm hand instruments.
- ✓ The 5mm hand instruments should have lesser active cool down time to 60 degrees Celsius.
- ✓ Both Footswitch and hand control mode should be available.
- ✓ All accessories should be from the same parent company.
- ✓ Open hand instrument for vessel / tissue sealing system with curved jaw should have seal length of >16mm, cut length of > 14mm, and total length of hand instrument > 18.8cm -18 nos.
- ✓ Open 5mm Maryland type Hand instrument for vessel / tissue sealing system with seal length of > 19 mm, cut length of > 17 mm, having jaw aperture of > 12mm - 18 nos.
- ✓ Laparoscopic 5mm Maryland type Hand instrument for Tissue fusion equipment with seal length of > 19 mm, cut length of > 17 mm, having jaw aperture of > 12 mm- 12 nos.
- ✓ Trolley -1 No



24/5/2018

Professor & Head
Dept. of Surgery
N.R.S. Medical College
Kolkata